



Thousands of  
newspapers and magazines.  
One app.

# Ways to Access PressReader

There are a number of ways you can access PressReader through your Library. The library is the subscriber and provides PressReader as a service to patrons.

- Library HotSpot
- Login through your Library's website
- Login through PressReader's Library Card sign in option





# Access via Library HotSpot (onsite)

- Open [www.pressreader.com](http://www.pressreader.com) on a library computer authenticated for access
- Connect your personal device (computer, tablet, or mobile) to the library's wifi network and launch PressReader app

For more locations providing PressReader, visit our HotSpot map [here](#).

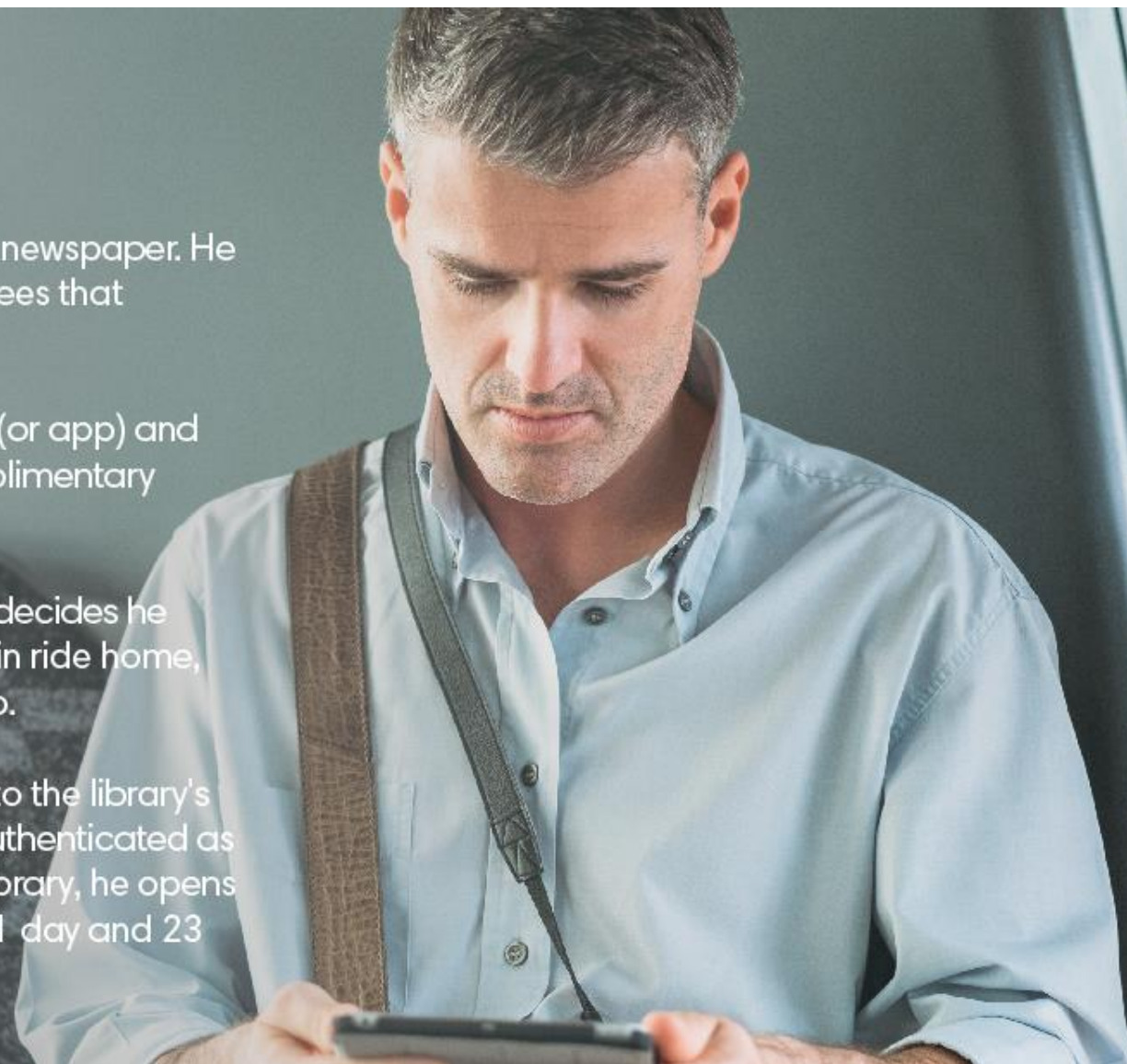
# Scenario 1

John went to his local library to read the newspaper. He uses one of the library's computer and sees that PressReader is available.

John accesses the PressReader website (or app) and receives a welcome message with complimentary access of 1 day and 23 hours.

He reads his favourite publications and decides he would like to continue reading on his train ride home, so John downloads the PressReader app.

His tablet has already been connected to the library's wifi which means his device has been authenticated as a library patron. When John leaves the library, he opens the PressReader app and continues his 1 day and 23 hours access.

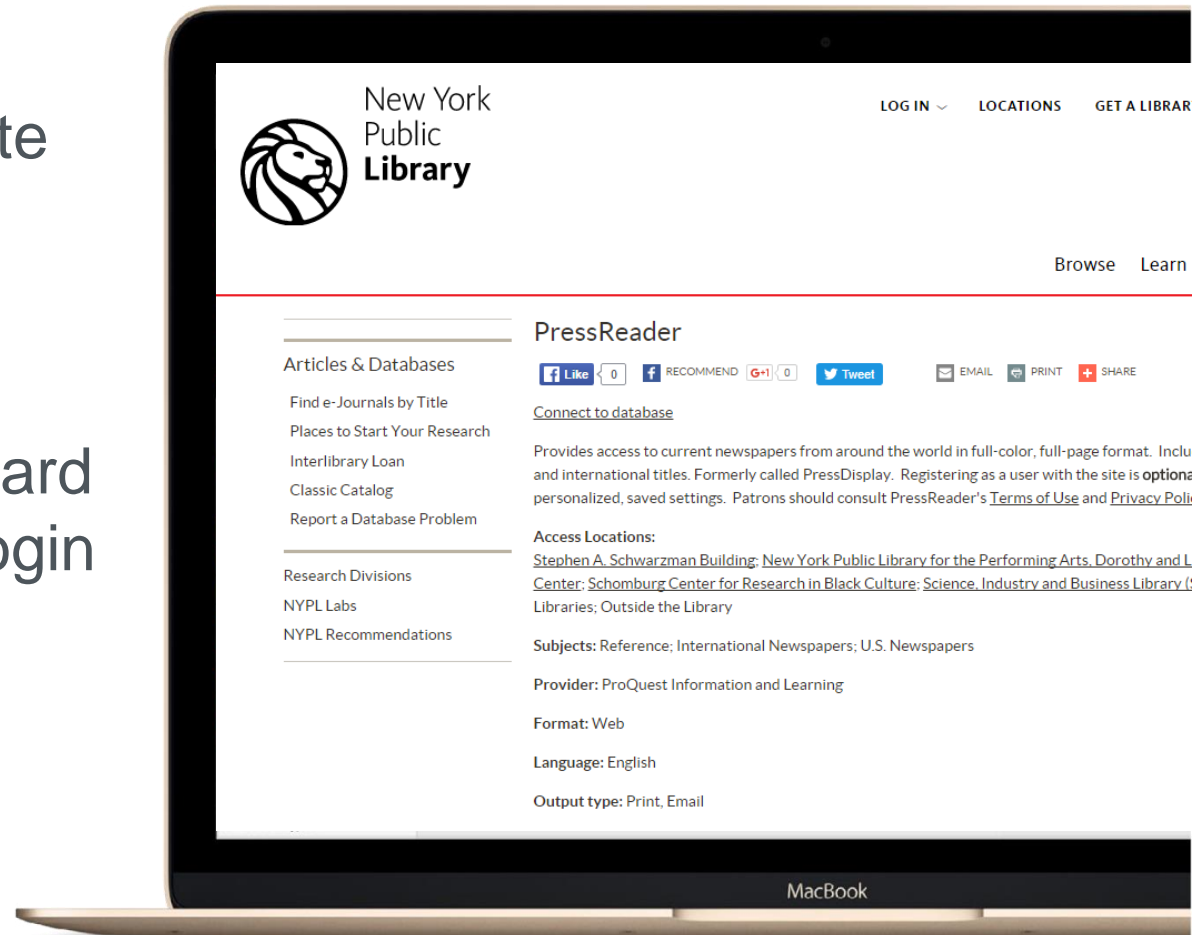




# Access via Login through your library's website (offsite)

Visit your Library's website and search for a PressReader link

Sign in with your library card credentials. Successful login will grant access to PressReader.





# Access via PressReader's Library Card sign in option

1

Visit [www.pressreader.com](http://www.pressreader.com) click in Sign In located at the top left



Sign In



TOP STORIES -  
CANADA

**Fantastic opportunity**  
MAGIC MAN: Redmayne was

IED



list of charges far beyond the initial accusation.

id the investigation that followed revealed alleged incidents a force felt warranted a sizable

McHugh, who was a constable with the CPS for eight years until earlier this month when he resigned while the invest →

2

Select Library Card as the sign in option

Facebook

Twitter

G+ Google

**Library Card**

Email address

Password

☒ Stay signed in [Forgot password?](#)

**Sign In**

[New User? Sign up now](#) It's fast, easy and free

3

Select your library and enter your library card number and pin

Cancel

Library Card Sign In

PLEASE SELECT YOUR LIBRARY FROM THE LIST BELOW. [HOW DOES IT WORK?](#)

Select Library

ENTER YOUR LIBRARY CARD NUMBER AND PIN TO SIGN IN

**Library card number** Required

**PIN** Required

☒ Stay signed in

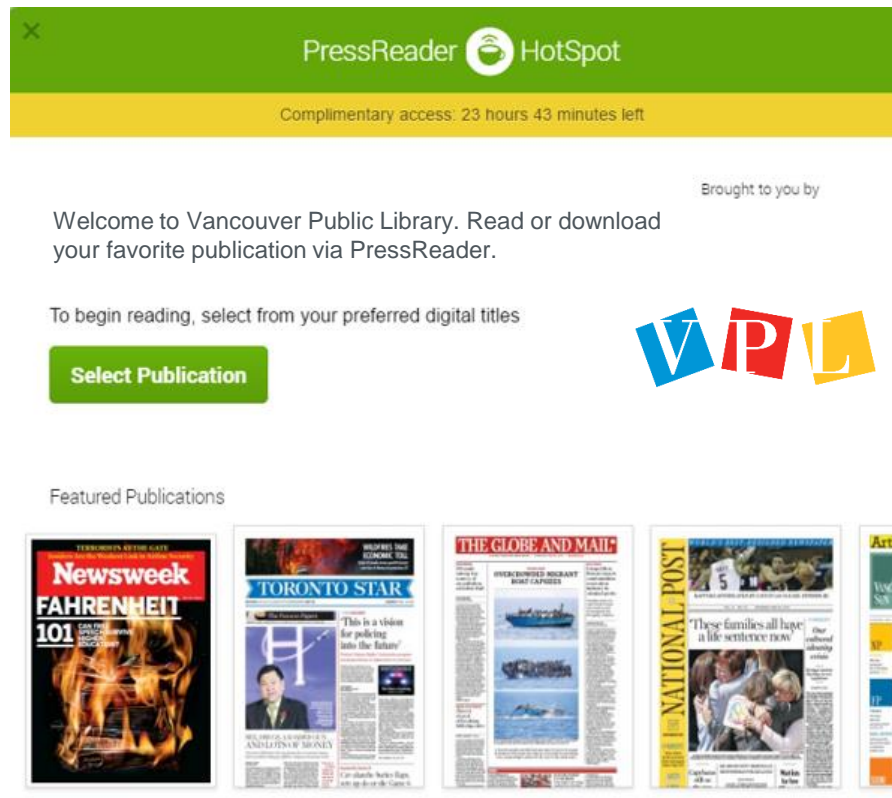
**Sign In**

For assistance with your library card, please [contact your library](#).



# Successful login will be indicated by

① Welcome message

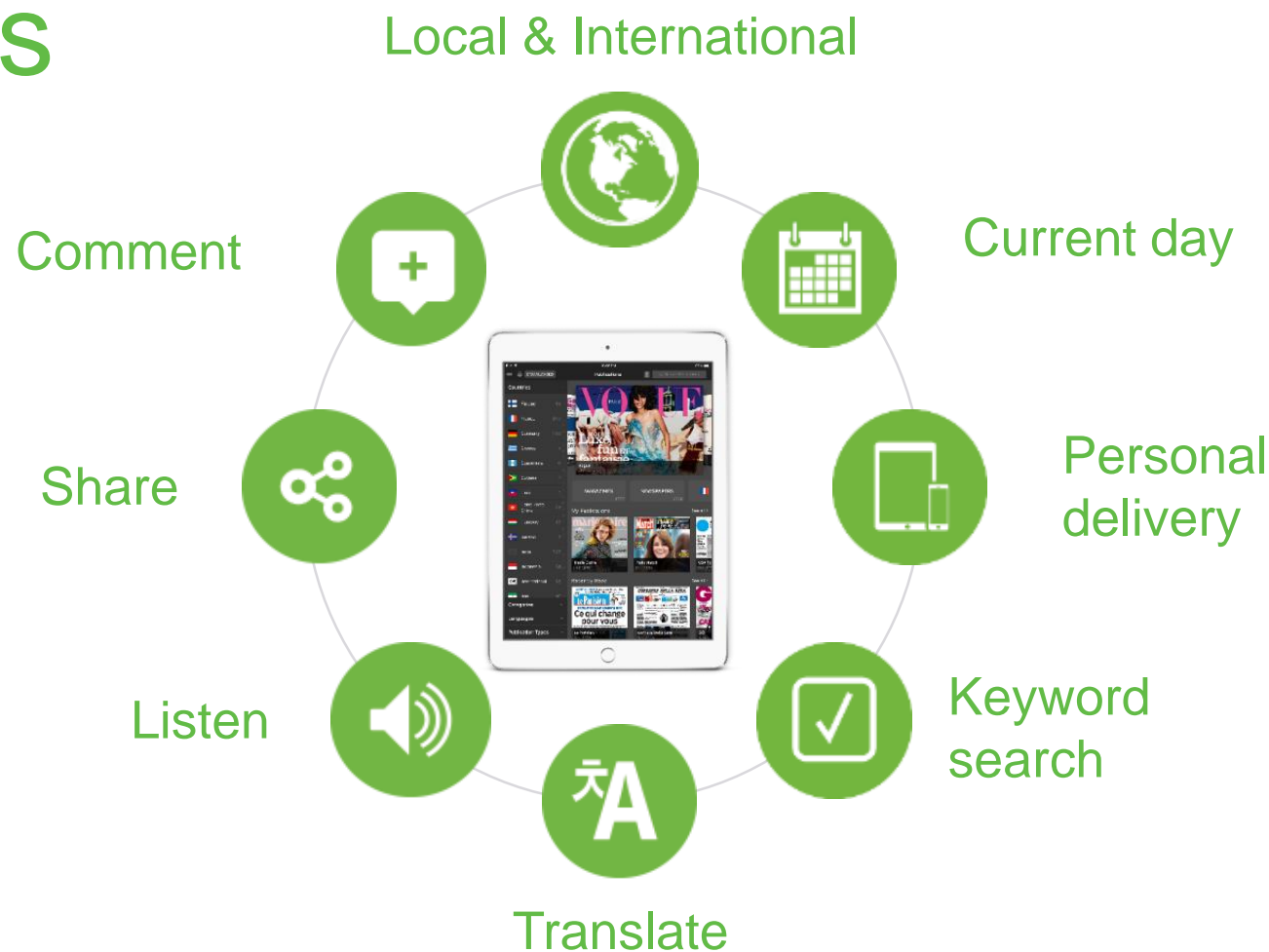


② Green coffee cup



Located at the top left corner of PressReader platform

# Powerful features



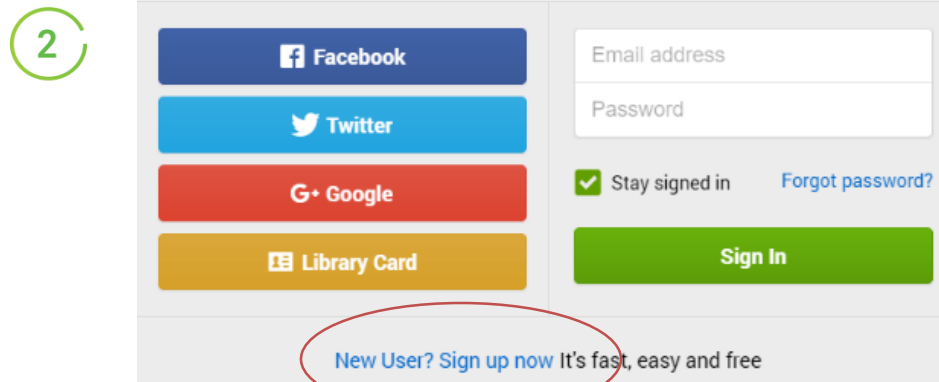
\*Features may be limited to users without a personal PressReader account



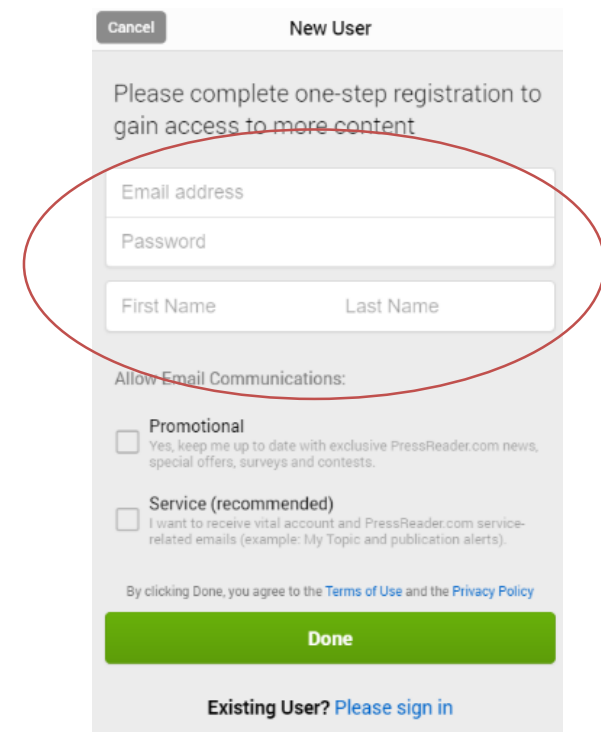
# Create a personal PressReader account

Creating a user account will not only make *all* features available to you, but will also transfer PressReader access from your library's subscription to your username/password. This will enable extended access for a limited time on your favourite mobile device.

- 1 Select the Sign In option located at the top right of [www.pressreader.com](http://www.pressreader.com)



- 3 Create your account

A screenshot of the 'New User' registration form. At the top, there is a 'Cancel' button and the title 'New User'. Below the title, it says 'Please complete one-step registration to gain access to more content'. There are input fields for 'Email address', 'Password', 'First Name', and 'Last Name'. A red circle is drawn around these four input fields. Below the input fields, there is a section titled 'Allow Email Communications:' with two checkboxes: 'Promotional' (unchecked) and 'Service (recommended)' (unchecked). At the bottom, there is a green 'Done' button and a link for 'Existing User? Please sign in'.

# Download PressReader on your personal device

Read stories in your news feed on one device and pick up where you left off on another. Log in with your personal account and authorize up to five devices with one account.



GET IT ON  
Google Play



DOWNLOAD ON THE  
App Store



AVAILABLE ON  
BlackBerry



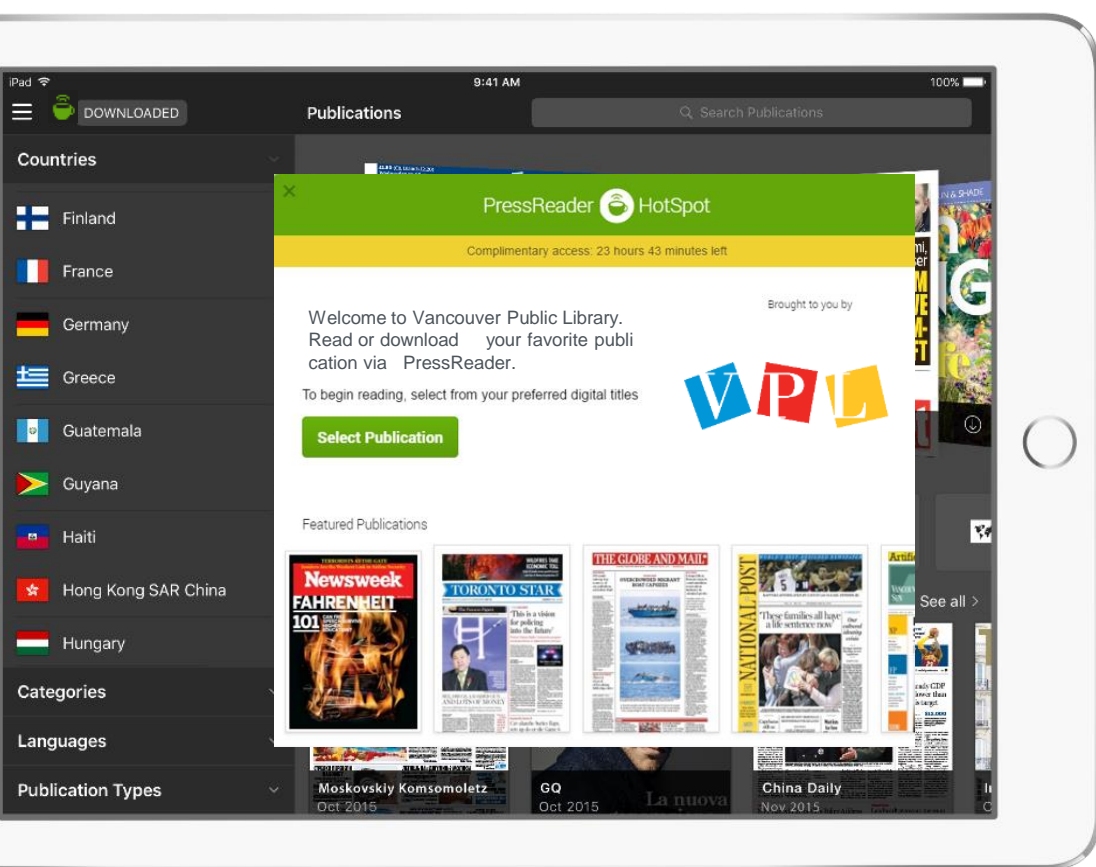
GET IT FROM  
Microsoft



DOWNLOAD ON THE  
Amazon.com



# Extend your PressReader experience



- The timer on the welcome message indicates the amount of extended access applied.
- Open your PressReader app and sign in with your account credentials.
- PressReader will recognize that you are a Library patron and grant access wherever you go.  
(Once the timer runs out, simply reconnect your device and sign in again)

